

# Mastering Access Governance

A deep dive into NEXIS 4



# Agenda

- 1 Introduction

---
- 2 Nexis Integration

---
- 3 Mastering Access Governance

---
- 4 Live Demo in NEXIS 4

---
- 5 Roadmap NEXIS 4.2

# Introduction

Nexis GmbH

Rudolf-Vogt-Str. 6

93053 Regensburg

[contact@nexis-secure.com](mailto:contact@nexis-secure.com)

[www.nexis-secure.com](http://www.nexis-secure.com)



**Benedikt Bruckner**

Senior Consultant

[benedikt.bruckner@nexis-secure.com](mailto:benedikt.bruckner@nexis-secure.com)

since 2019 at Nexis

# Our Company



Regensburg, Germany

We are true experts in Identity and Access Management (IAM) and passionate vendor of NEXIS 4, a technology-leading Identity Analytics & Governance Platform. Our dynamic team of security experts ensures continuous innovation and top-tier products for our clients. We are serving business sizing from 500 to 100.000+ employees in the DACH and EU regions directly or via our more than 15 sales and integration partners. Founded in 2010, we are supported by our strategic scale-up partner Elvaston since 2022 to further support our growth.

~50

Employees

> 15

Years in IAM




# What we stand for



## LEADING ANALYTICS

Top of the edge data and AI-driven analytics, visualizations and modeling




## LOW CODING

Standard platform, no customization, purely based on configuration



## USER FOCUS

Visual UI and workflow editor combined with user-friendly dashboards



## BEST PRACTICE

Easy-to-implement and rapid deployment based on best practice templates



SARTORIUS

CSS



wüstenrot  
württembergische

finanz informatik  
technologie service



mv münchener verein  
Zukunft. In besten Händen.

sanitas

/ BAADER /



HUK-COBURG  
Aus Tradition günstig

Witt-Gruppe  
A member of the otto group

KRONES

Vontobel



WISECA  
payment services



BSS  
Beiersdorf Shared Services

VERSICHERUNGS  
KAMMER

DAK  
Gesundheit  
Ein Leben lang

DZ BANK  
Die Initiativbank

all for one  
Group

infineon



S+  
SCHNITZ- & SOHN  
AUFZUG

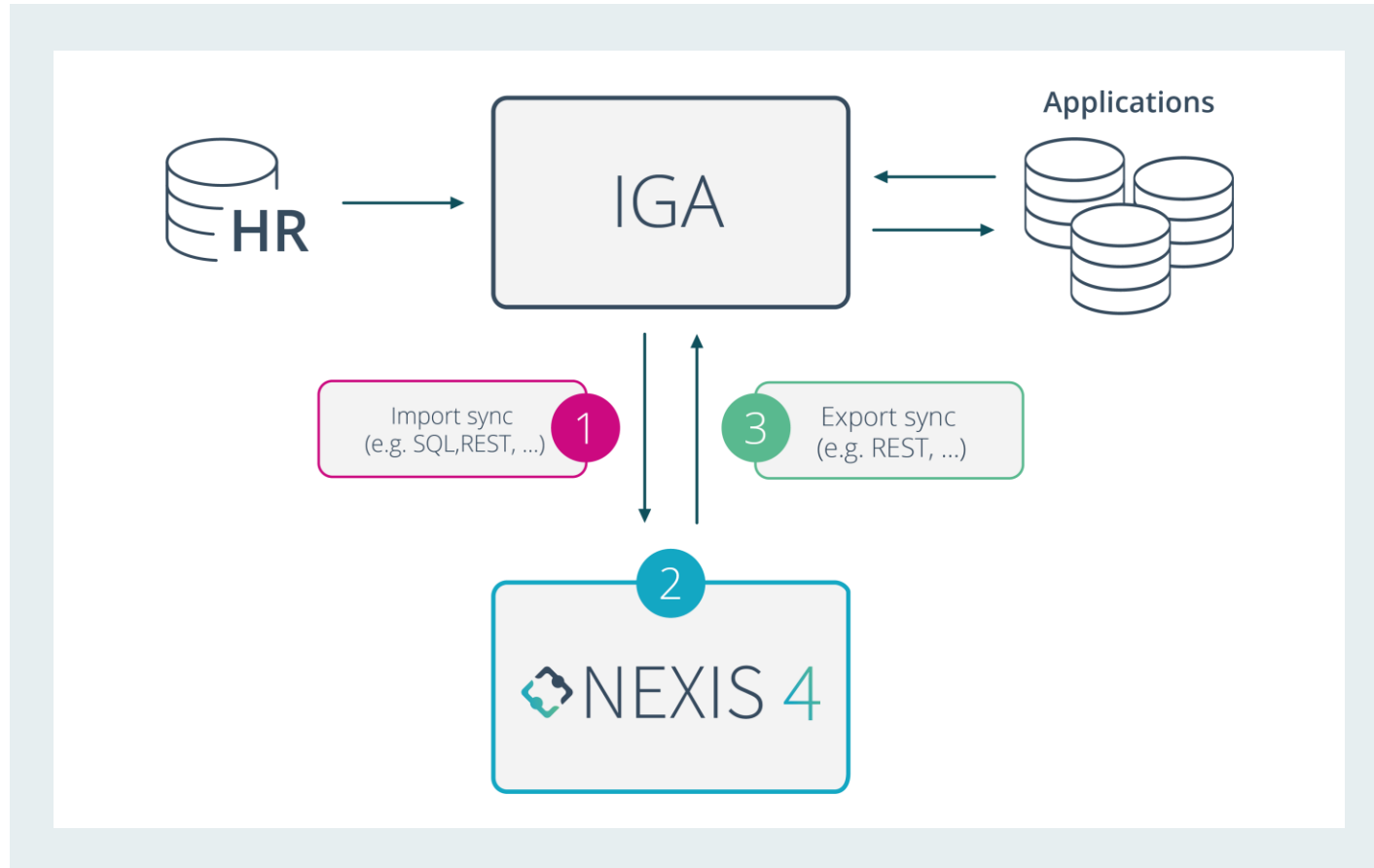


# Nexis Integration



# Typical IGA Integration

NEXIS 4 seamlessly integrates in existing infrastructures



**Needed data:** Departments, Identities, User Accounts, Entitlements, Roles and Assignments

- 1 Daily Sync from IGA to NEXIS 4
- 2 NEXIS 4 Use Cases (recertifications, role modeling, role lifecycle management, ...)
- 3 Periodic or event-based transfer of results (e.g. roles, removal of assignments, update of master data) into IGA


# Integration to IGA products

For some platform, multiple options apply – depending on use cases

Integration	REST API / SOAP / SCIM	LDAP	SQL	SQL
Products	Beta Systems, One Identity, SailPoint, Atos DirX, ClearSkye, ...	Atos DirX, Microfocus	Omada, One Identity	Microsoft MIM, Oracle
Import of persons, users, entitlements, roles	✓	✓	✓	✓
Provision roles to IGA	✓	✓	✓	✓
Role lifecycle	NEXIS or IGA	NEXIS	NEXIS or IGA	NEXIS
Recertification	NEXIS or IGA	NEXIS	NEXIS or IGA	NEXIS



# Mastering Access Governance & Live Demo



# The Problem

In today's digital landscape, organizations are dealing with increasingly complex IT environments and compliance requirements. The demand for efficient, secure, and end-user friendly Business Role Management has never been higher.



## Manual processes

lead to errors and inefficiencies during role creation and maintenance.



## Complex Role Structures

make it difficult for owners and business experts to understand the interrelationships and increase the administrative burden.



## Lack of Decentralization

increases process throughout times and workload in the IAM team.



## Insufficient Documentation

leads to inconsistencies within authorization concepts and the reality, and a lack of traceability.

Source: Heiko Klarl, Enhancing IAM Projects: Mastering the Complexities of Role management, 2024

Many IGA tools struggle with complexity, lack of flexibility, and usability, resulting in high costs of operation and low user acceptance

# The Solution

Revolutionize your Business Role Management with **NEXIS 4**, the AI-driven zero-code platform that automates and simplifies company-wide authorization management, role and policy analytics, and compliance and risk handling in a previously unknown user-friendly way.



## Enhance **Security**

Ensure continuous audit readiness with comprehensive role lifecycle management, state-of-the-art modeling, and maintenance of authorization concepts (AC)



## Boost **Efficiency**

Leverage advanced analytics and visualizations for better and quicker decisions as well as reducing costs through automation with standardized workflows

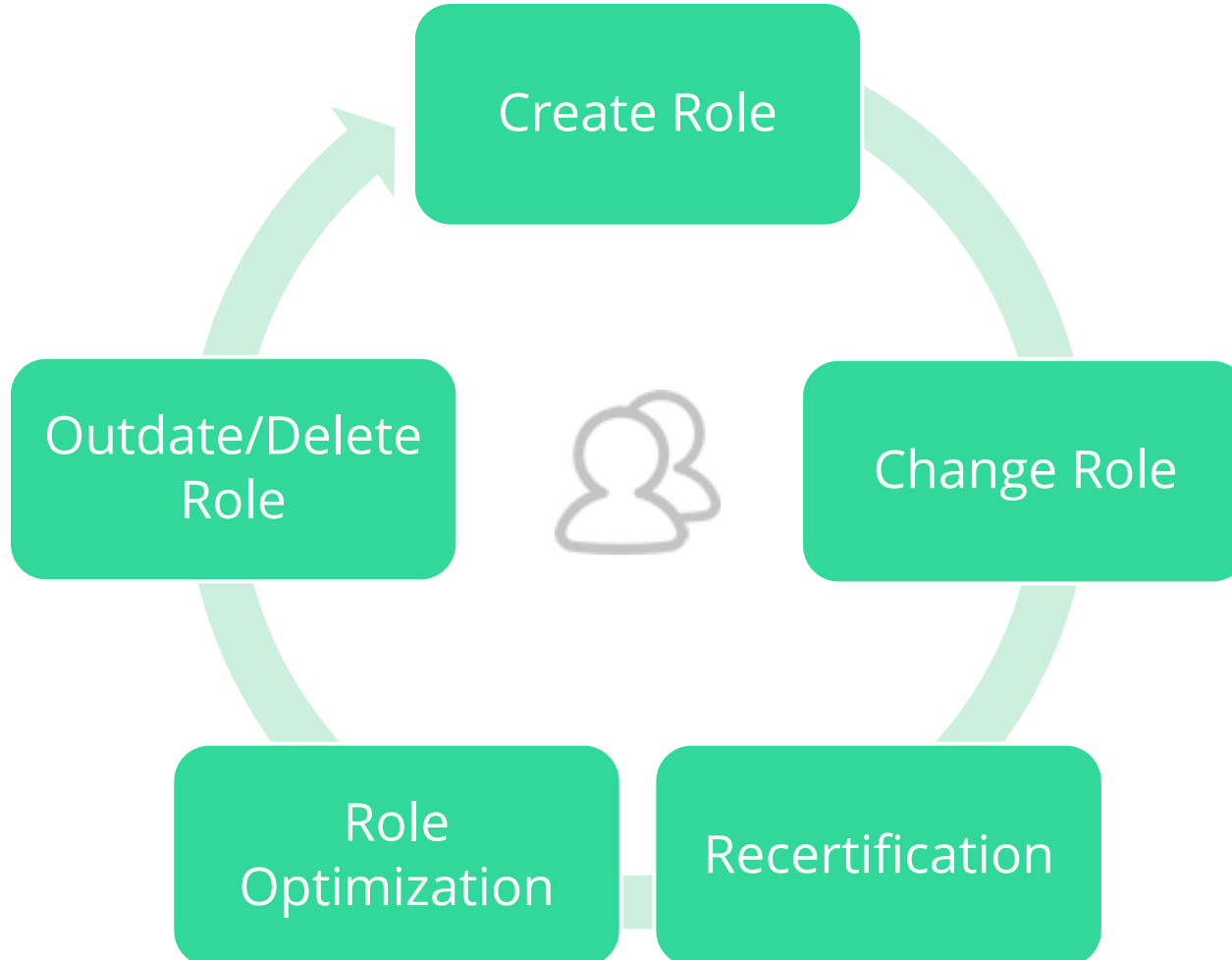


## Enjoy **Simplicity**

Enable your organization with simplified user experience by providing intuitive, decentralized interfaces and self-service options for all stakeholders

# Role Lifecycle Management

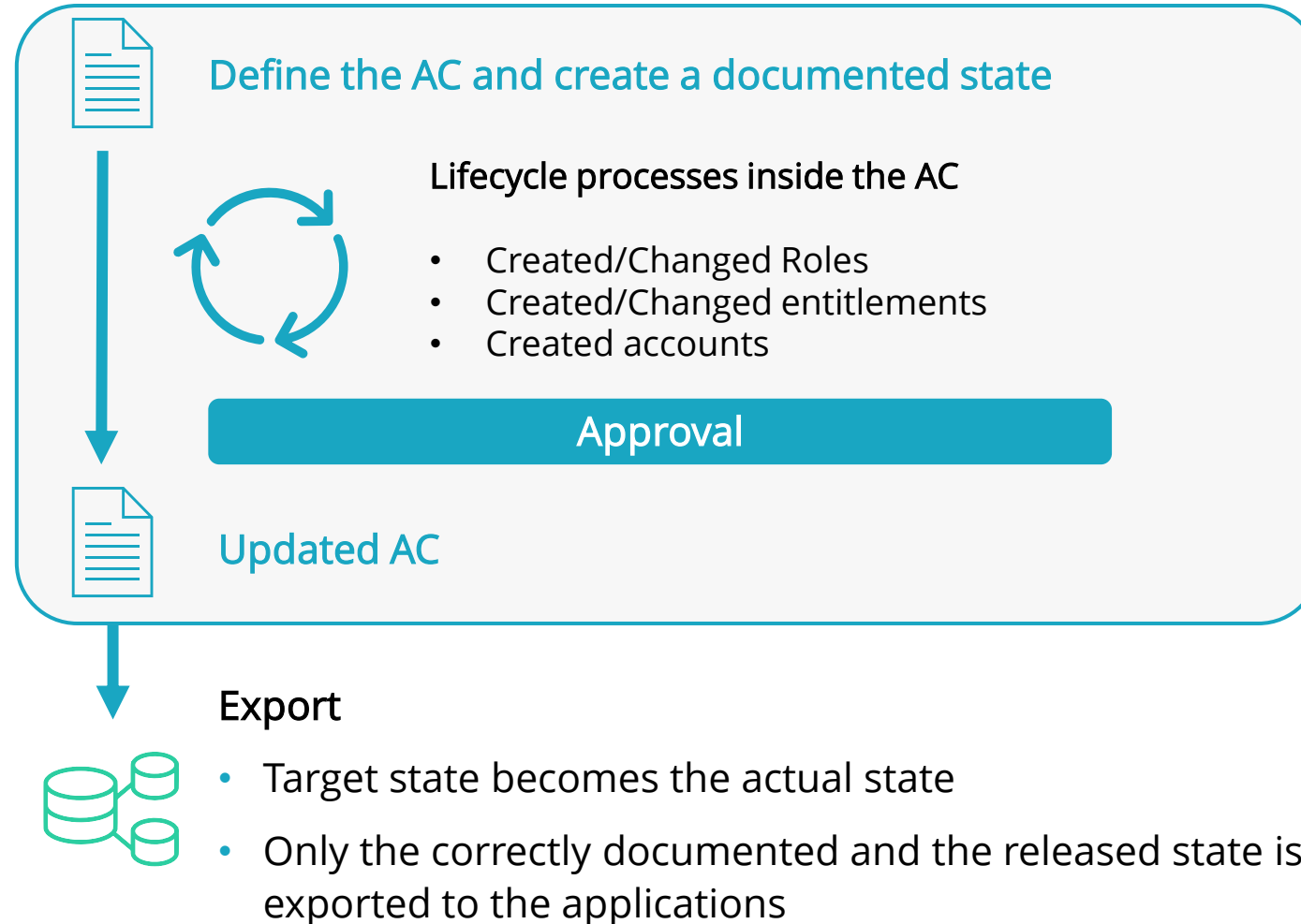
Role Lifecycle Management



- Change Master Data
- Add/Revoke Parent Permissions/Roles
- Add/Revoke Child Permissions/Roles
- Add/Revoke Employee
- Change Assignment Rule

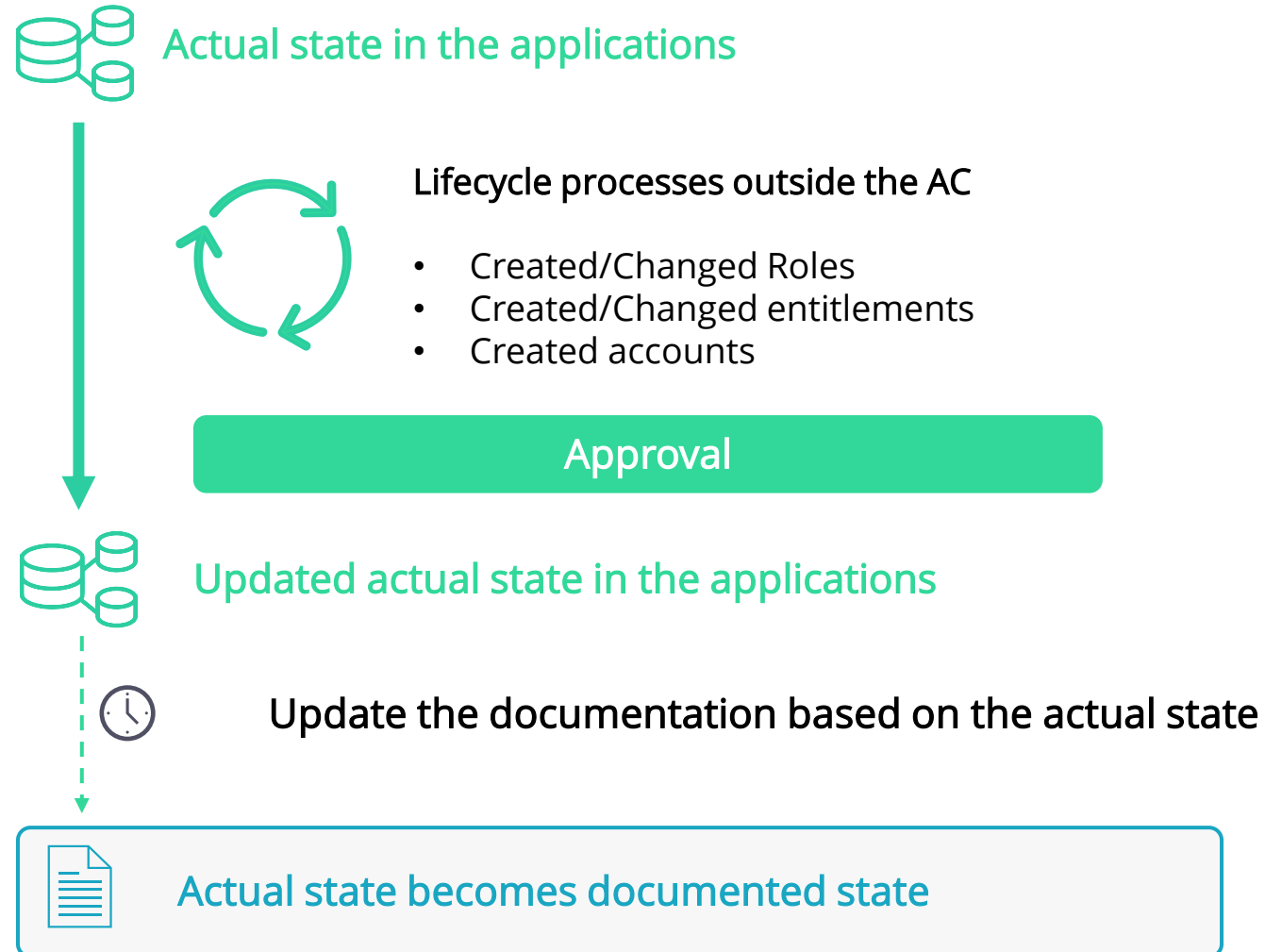
# Option 1: Role Lifecycle Management inside Authorization Concept

Defining the concept first: Transform the target state to actual state



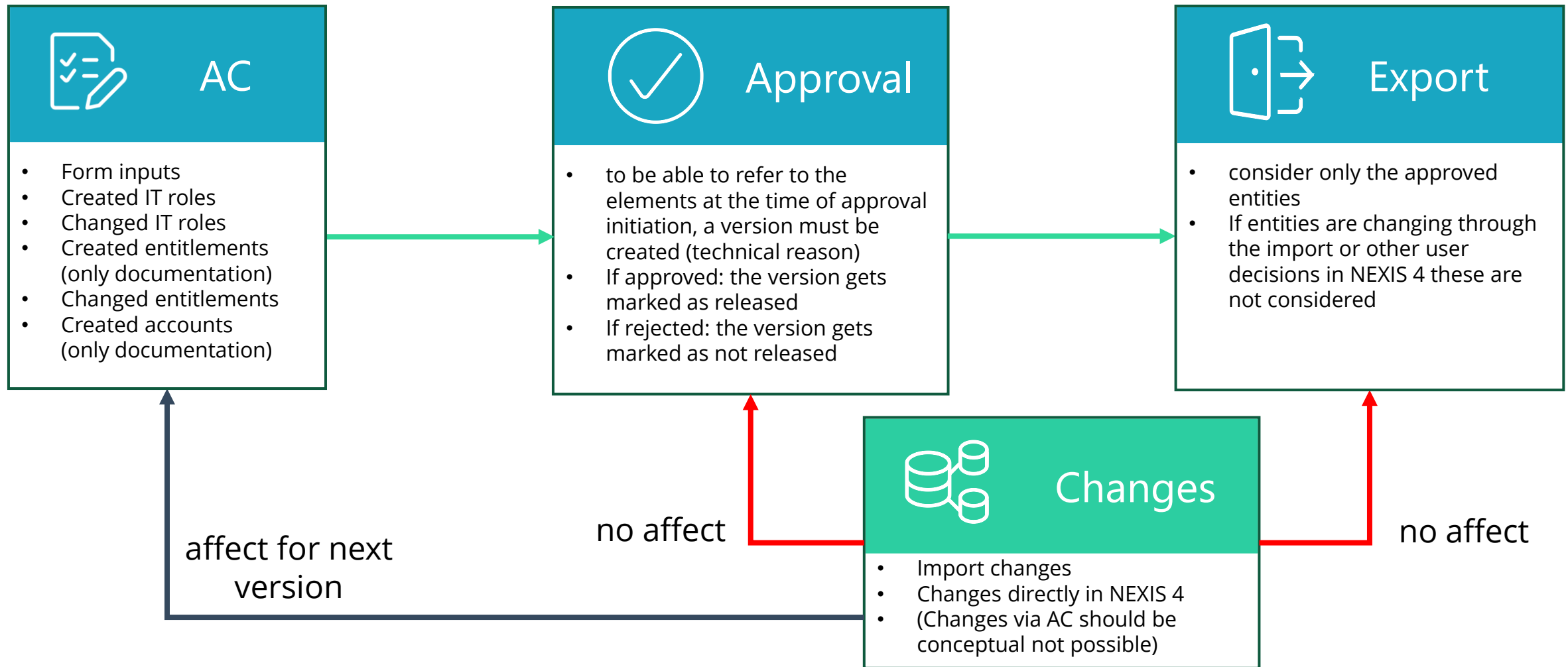
# Option 2: Role Management via dedicated Dashboards

Automatically align Roles with Authorization Concept



## Option 2: Export exactly the approved AC state

Use versions to refer to entities as they were approved





# Pros and Cons

Two ways to define the concept

## Option 1: Defining the concept first

- |   |  |
|---|--|
| ✓ | <ul style="list-style-type: none"><li>• By guaranteeing that the authorizations are first correctly documented and approved, it can be ensured that the desired, documented status corresponds to the actual status</li><li>• Bundling of tasks and more conscious decisions as the whole AC must be released</li><li>• Fulfilling strictest regulatory requirements</li></ul> |
| – | <ul style="list-style-type: none"><li>• For small changes, the entire AC must be released, which can lead to long processing times</li><li>• Higher implementation effort</li></ul>  |



## Option 2: Align concept with reality

- |   |   |
|---|---|
| – | <ul style="list-style-type: none"><li>• The documented state is not up to date and is only adjusted periodically, so it often does not correspond to the actual state in the applications</li><li>• If the state needs to be adjusted periodically, it will be more effort and will usually need to be modified</li></ul> |
| ✓ | <ul style="list-style-type: none"><li>• Fast changes lead to more flexibility, because only individual changes need to be confirmed, not the entire concept</li><li>• Less implementation effort</li></ul>  |



# Implementation in NEXIS 4

## Option 1: Role Lifecycle Management inside Authorization Concept

☰

CHANGE COMMENT

NEXIS 4 / IT Roles

PREFACE

CONTENT DELIMITATION

ROLE CONCEPT

ENTITLEMENT MANAGEMENT

General Information

Entitlements

IT ROLE MANAGEMENT

General Information

IT Roles

COMPLIANCE MONITORING

CHANGE HISTORY

CLOSE

Business Roles

Create Role

Edit Role

Display name

Nexis Administrator

2

Nexis Operations

2

Nexis Role Modeling

2

Total: 3

Details: Nexis Operations

Entitlements

Display name

Application

Assignment

NEXIS Administrator

ADS

Direct

NEXIS 4

Services

Direct

Total: 2 / Direct: 2

Child Business Roles

Display name

Assignment

Business - Hardware-Specialist

Direct

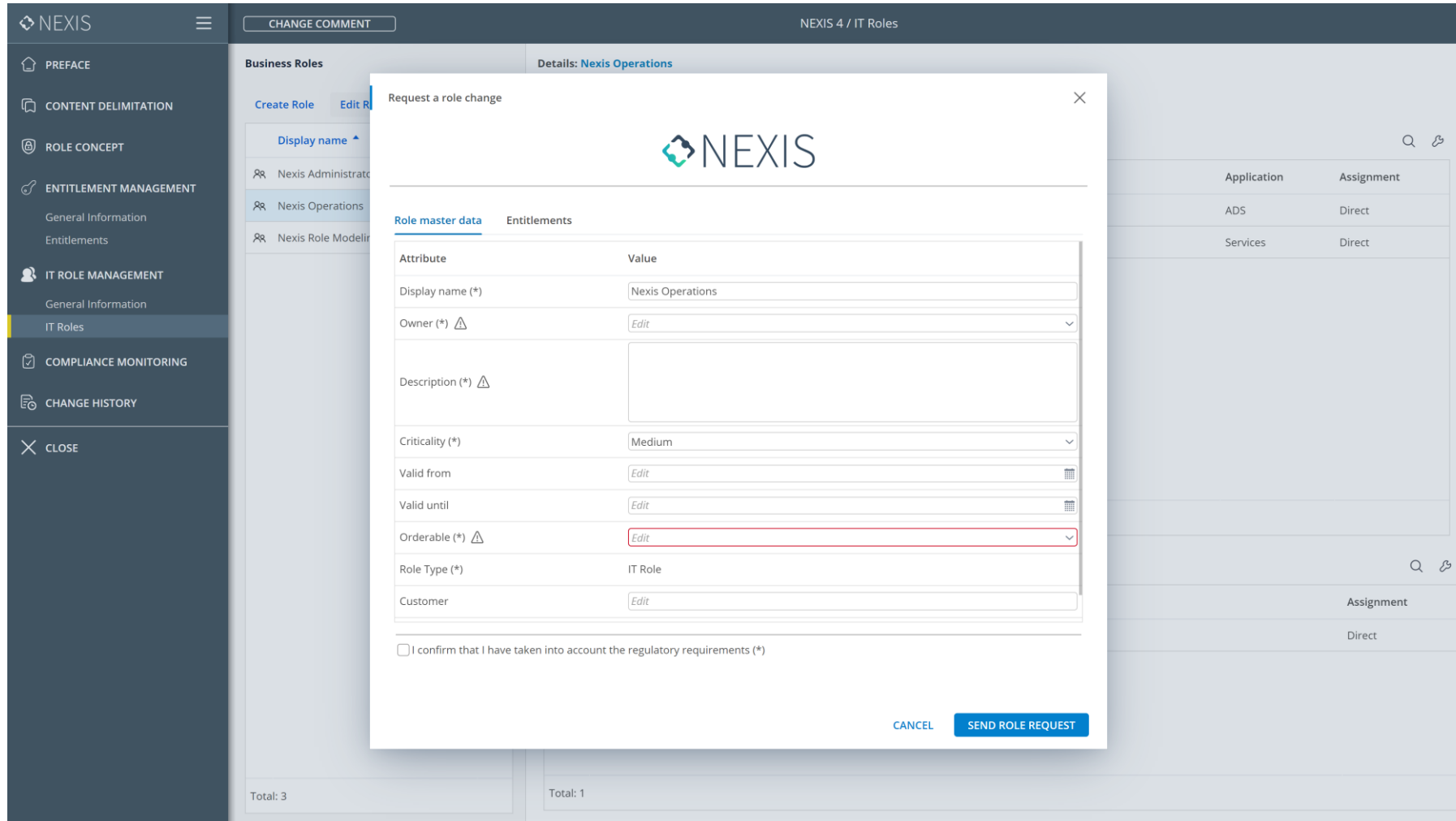
Total: 1

NEXIS

17

# Implementation in NEXIS 4

## Option 1: Role Lifecycle Management inside Authorization Concept – Example Edit Role



The screenshot displays the NEXIS 4 / IT Roles interface. A modal dialog titled "Request a role change" is open, showing the "Role master data" tab. The dialog contains the following fields:

- Display name (\*): Nexis Operations
- Owner (\*): Edit
- Description (\*):
- Criticality (\*): Medium
- Valid from: Edit
- Valid until: Edit
- Orderable (\*): Edit
- Role Type (\*): IT Role
- Customer: Edit

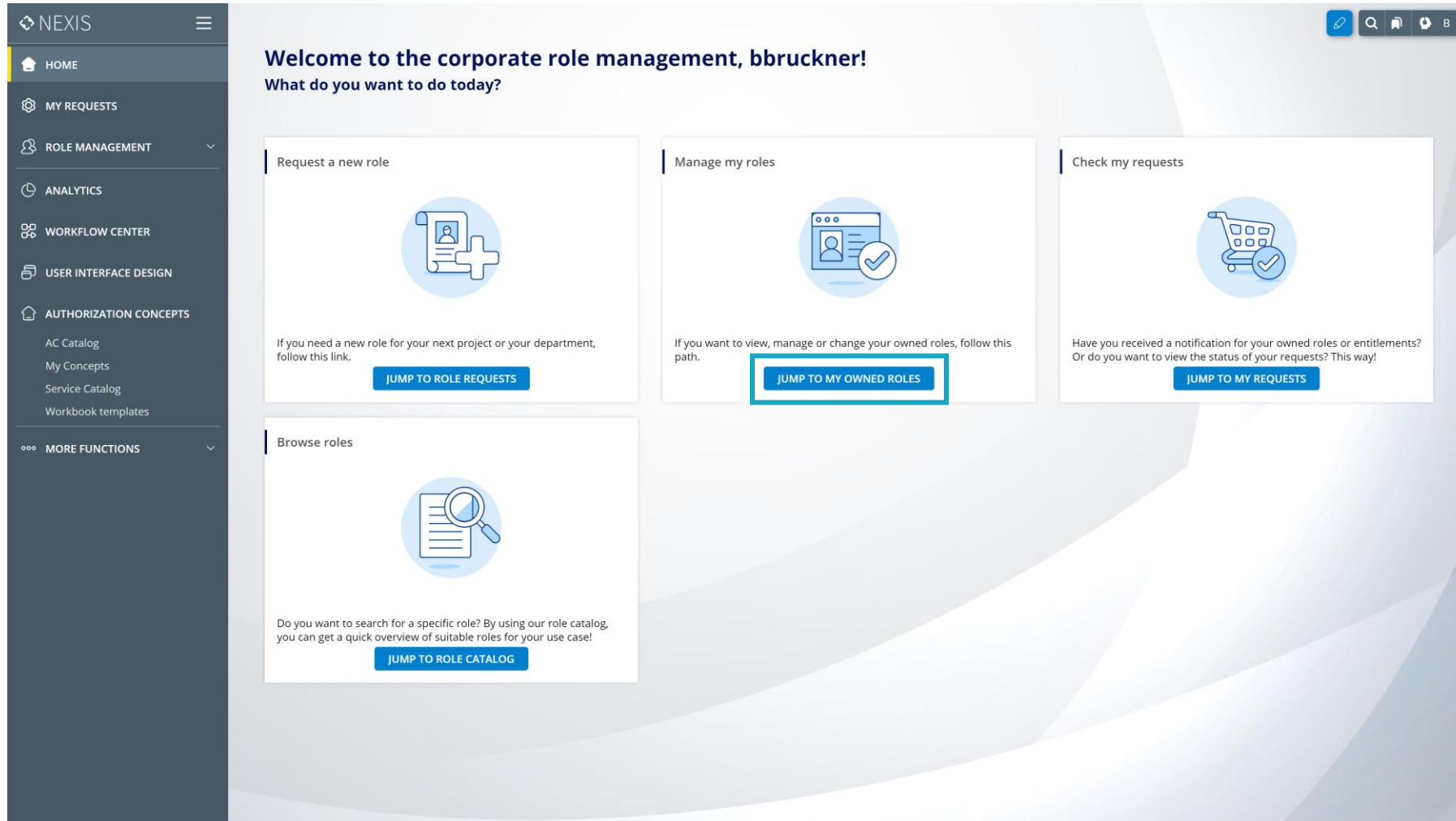
At the bottom of the dialog, there is a checkbox labeled "I confirm that I have taken into account the regulatory requirements (\*)" and two buttons: "CANCEL" and "SEND ROLE REQUEST".

The background interface shows the "Business Roles" section with a list of roles: Nexis Administrator, Nexis Operations, and Nexis Role Modeler. The "Details: Nexis Operations" tab is selected. The "Application" and "Assignment" table is visible on the right, showing the following data:

Application	Assignment
ADS	Direct
Services	Direct

# Implementation in NEXIS 4

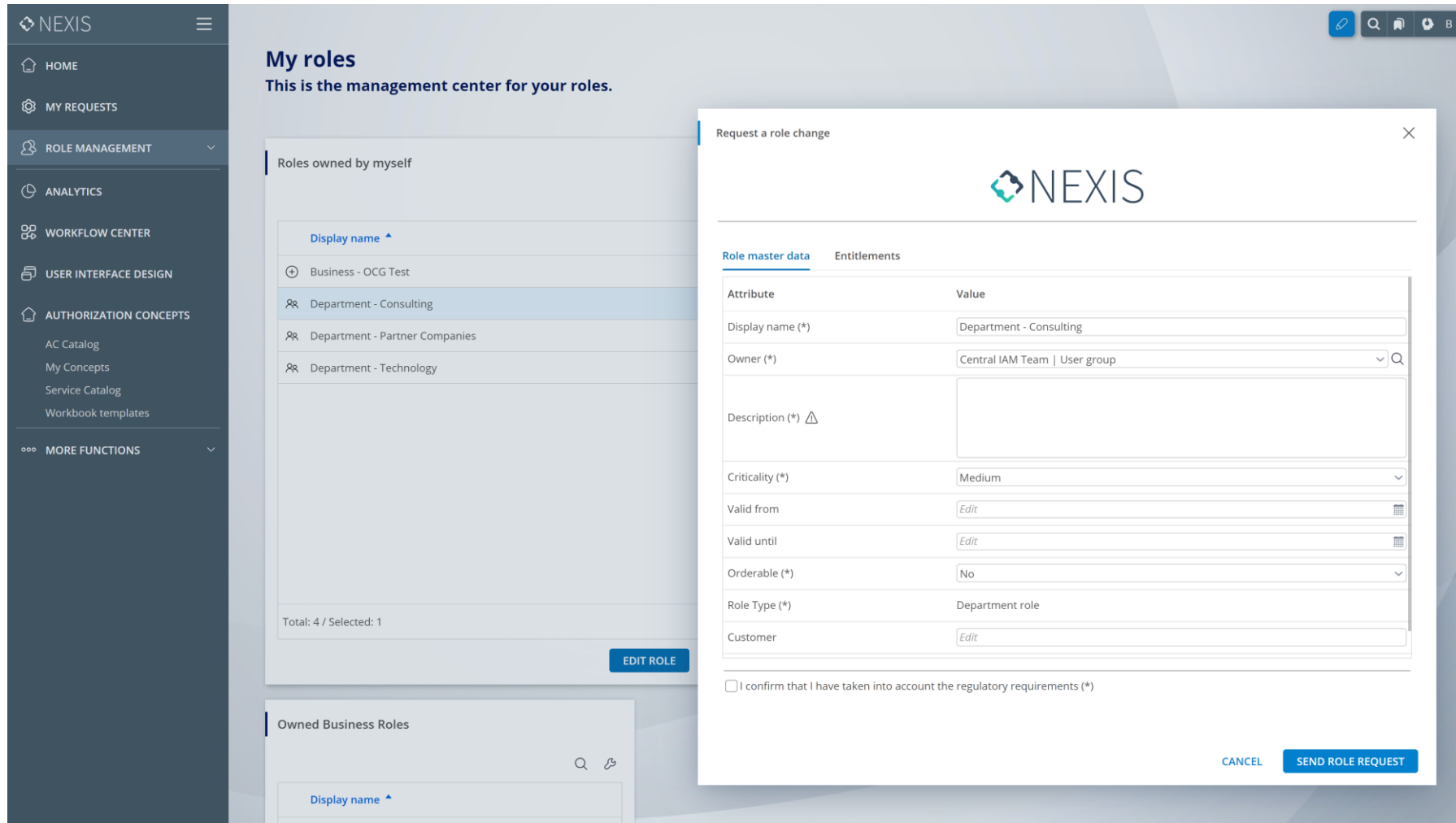
## Option 2: Role Management via dedicated Dashboards



The screenshot displays the NEXIS 4 Role Management dashboard. On the left is a dark sidebar with a menu containing: NEXIS, HOME, MY REQUESTS, ROLE MANAGEMENT (selected), ANALYTICS, WORKFLOW CENTER, USER INTERFACE DESIGN, AUTHORIZATION CONCEPTS (with sub-items: AC Catalog, My Concepts, Service Catalog, Workbook templates), and MORE FUNCTIONS. The main content area has a header with the text "Welcome to the corporate role management, bbruckner!" and "What do you want to do today?". Below this are four cards: "Request a new role" with a "JUMP TO ROLE REQUESTS" button; "Manage my roles" with a "JUMP TO MY OWNED ROLES" button (highlighted by a red rectangle); "Check my requests" with a "JUMP TO MY REQUESTS" button; and "Browse roles" with a "JUMP TO ROLE CATALOG" button. Each card includes an icon and a brief description of the action. The top right of the dashboard shows user profile icons and a search bar.

# Implementation in NEXIS 4

## Option 2: Role Management via dedicated Dashboards – Example Edit role



The screenshot displays the NEXIS Role Management interface. On the left is a dark sidebar with navigation links: HOME, MY REQUESTS, ROLE MANAGEMENT (selected), ANALYTICS, WORKFLOW CENTER, USER INTERFACE DESIGN, AUTHORIZATION CONCEPTS (with sub-links: AC Catalog, My Concepts, Service Catalog, Workbook templates), and MORE FUNCTIONS. The main content area is titled 'My roles' with the subtitle 'This is the management center for your roles.' It shows a list of 'Roles owned by myself' with columns for 'Display name' and 'Action'. The roles listed are 'Business - OCG Test', 'Department - Consulting' (selected), 'Department - Partner Companies', and 'Department - Technology'. At the bottom of this list, it says 'Total: 4 / Selected: 1' and there is an 'EDIT ROLE' button. Below this is a section for 'Owned Business Roles' with a search icon. Overlaid on the right is a 'Request a role change' modal. The modal has the NEXIS logo and two tabs: 'Role master data' (active) and 'Entitlements'. The 'Role master data' tab contains a form with the following fields: 'Display name (\*)' (text input, value: 'Department - Consulting'), 'Owner (\*)' (dropdown, value: 'Central IAM Team | User group'), 'Description (\*)' (text area), 'Criticality (\*)' (dropdown, value: 'Medium'), 'Valid from' (calendar icon, value: 'Edit'), 'Valid until' (calendar icon, value: 'Edit'), 'Orderable (\*)' (dropdown, value: 'No'), 'Role Type (\*)' (text input, value: 'Department role'), and 'Customer' (text input, value: 'Edit'). At the bottom of the modal, there is a checkbox 'I confirm that I have taken into account the regulatory requirements (\*)' and two buttons: 'CANCEL' and 'SEND ROLE REQUEST'.

**My roles**  
This is the management center for your roles.

Roles owned by myself

Display name ^	Action
+ Business - OCG Test	
Department - Consulting	
Department - Partner Companies	
Department - Technology	

Total: 4 / Selected: 1

EDIT ROLE

Owned Business Roles

Display name ^

**Request a role change**

NEXIS

Role master data Entitlements

Attribute	Value
Display name (*)	Department - Consulting
Owner (*)	Central IAM Team   User group
Description (*)	
Criticality (*)	Medium
Valid from	Edit
Valid until	Edit
Orderable (*)	No
Role Type (*)	Department role
Customer	Edit

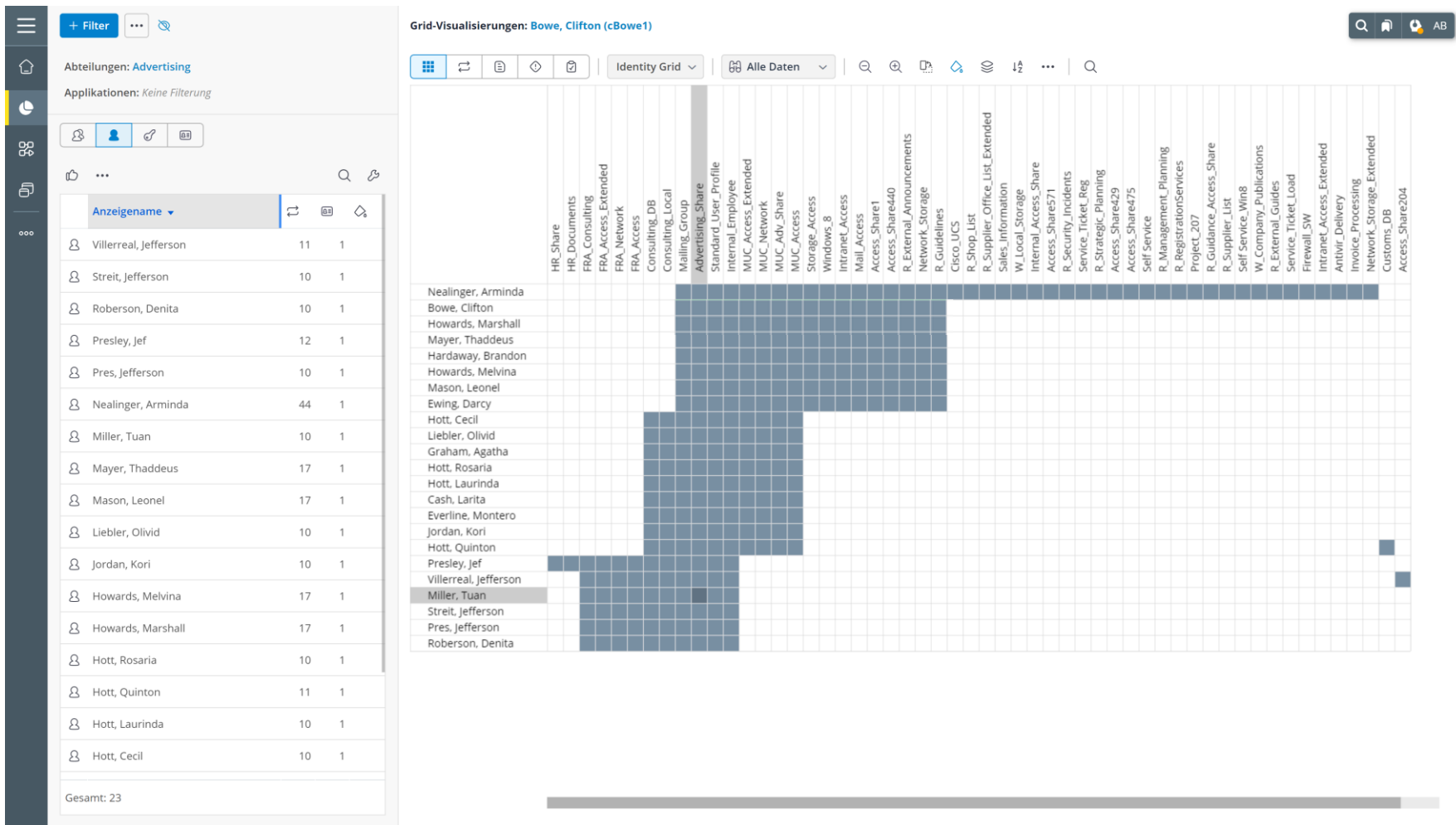
☐ I confirm that I have taken into account the regulatory requirements (\*)

CANCEL SEND ROLE REQUEST



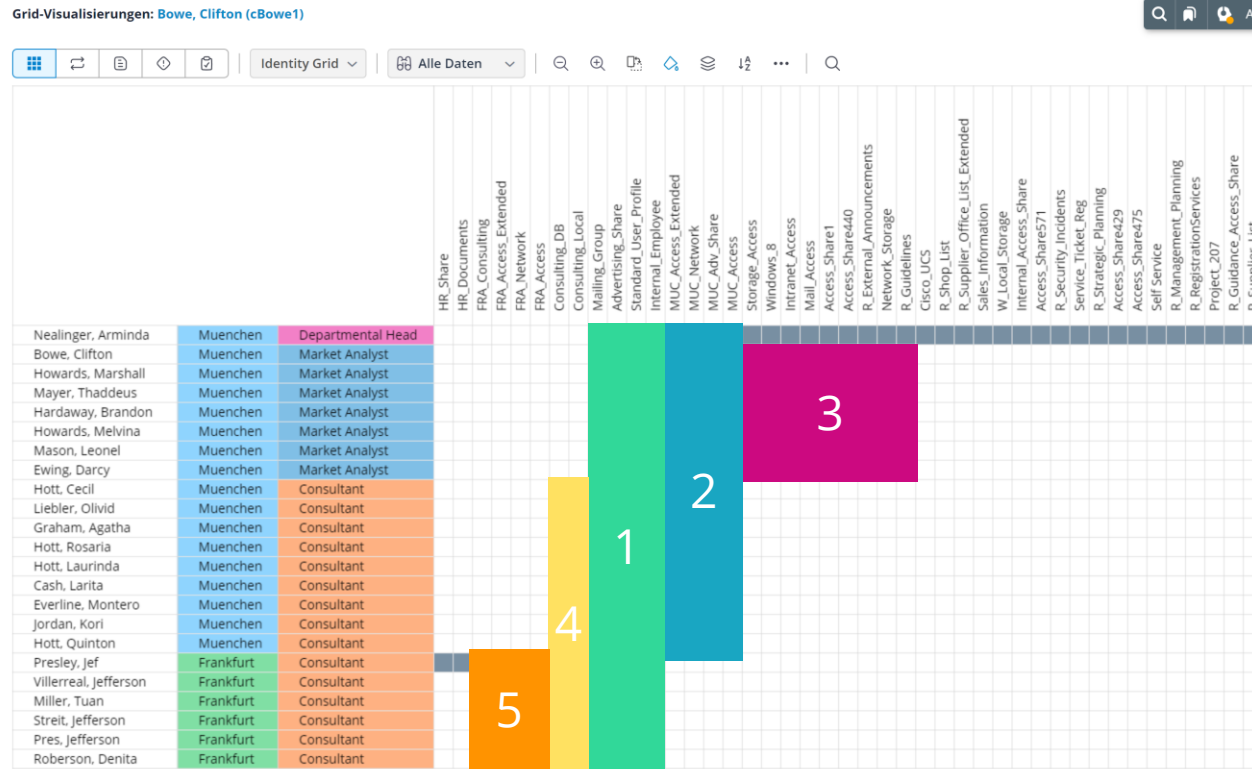
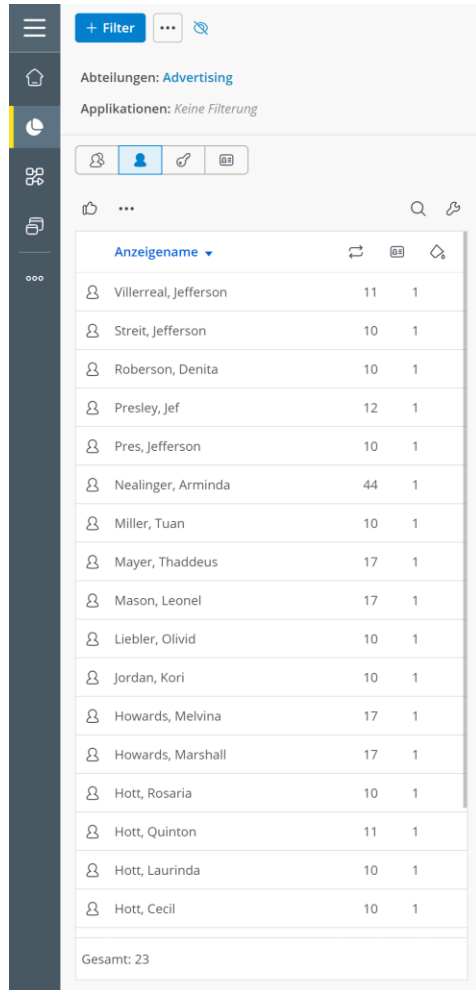
# Advanced Analytics and Visualizations

Explain the authorization distribution with the NEXIS 4 Identity Grid





## Explain the authorization distribution with the NEXIS 4 Identity Grid



- 1 Generic
- 2 MUC specific
- 3 Market Analyst specific
- 4 Consultant specific
- 5 Frankfurt specific



# Advanced Analytics and Visualizations

Simulate and optimize your role concept

NEXIS

Filter

Grid visualizations: Administration

Role concept manager

Dimensions

	Name	Entities				
1	Birthright roles	3	3	0	<div></div>	18%
2	Location Roles	12	12	0	<div></div>	4.8%
3	Department Roles	10	9	0	<div></div>	2.8%
4	Function Roles	107	157	0	<div></div>	10.2%

Total: 4

Dimension entities

Name		
Augsburg	1	0
Frankfurt	1	0
Freiburg	1	0
Hamburg	1	0
Hanau	1	0
Kiel	1	0
Leipzig	1	0
London	1	0
Manchester	1	0
München	1	0
Nuremberg	1	0
Regensburg	1	0

Total: 12

Findings (12)

Declined findings (0)

Generated tasks (0)

All

Business Role	Finding	Object
Augsburg	Missing dynamic Business Role	
Frankfurt	Missing dynamic Business Role	
Freiburg	Missing dynamic Business Role	
Hamburg	Missing dynamic Business Role	
Hanau	Missing dynamic Business Role	
Kiel	Missing dynamic Business Role	
Leipzig	Missing dynamic Business Role	
London	Missing dynamic Business Role	
Manchester	Missing dynamic Business Role	
München	Missing dynamic Business Role	
Nuremberg	Missing dynamic Business Role	
Regensburg	Missing dynamic Business Role	

Total: 12

CLOSE

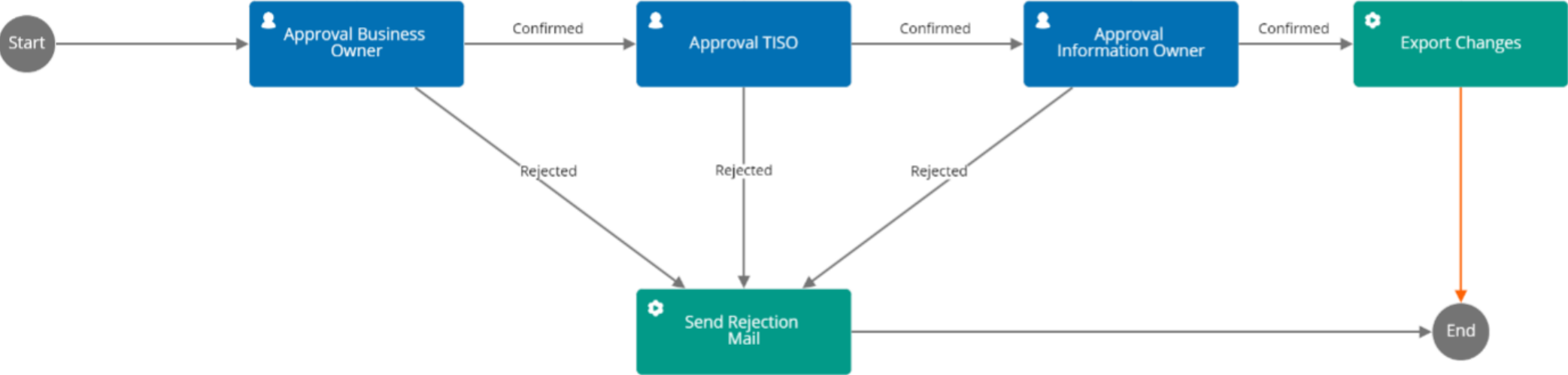
11,085

4,173

Show

# Standardized Workflows

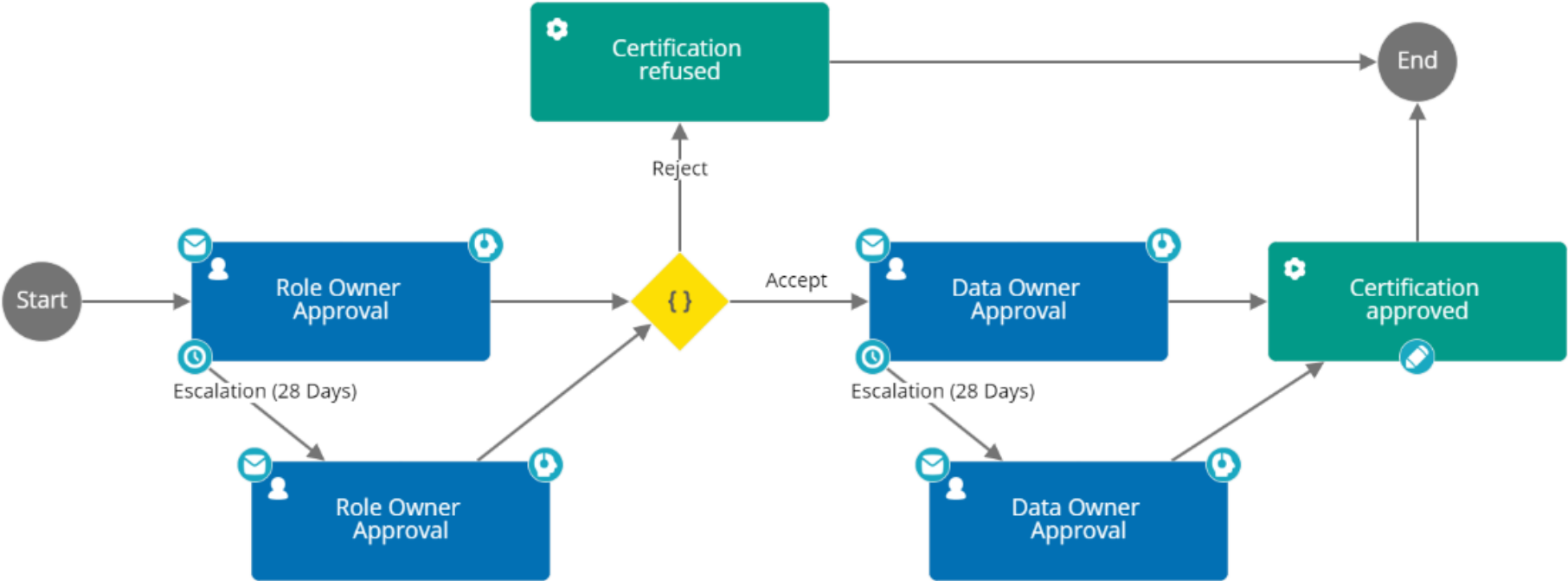
Example Authorization Concept Approval





# Standardized Workflows

## Example Business Role Approval





# Dedicated Dashboards for Stakeholders

Give users exactly that services they need – Example Application Owner

NEXIS

HOME

MY REQUESTS

ROLE MANAGEMENT

ANALYTICS

WORKFLOW CENTER

USER INTERFACE DESIGN

AUTHORIZATION CONCEPTS

AC Catalog

My Concepts

Service Catalog

Workbook templates

MORE FUNCTIONS

My Authorization Concepts

This pages shows the authorization concepts you are responsible for. You can edit the concepts and release new versions.

My Concepts - Edit Mode

Icon	Name	Release	Currently in release
	ADS		Yes
	NEXIS 4	Aug 19, 2024, 3:50 PM	No
	RACF	Aug 19, 2024, 3:32 PM	No
	SAP		Yes

Total: 4 / Selected: 0

EDIT

My Concepts in Approval

Icon	Name	Release started by	Release started at
------	------	--------------------	--------------------

Total: 0 / Selected: 0

SHOW

My Concepts - Published Versions

Icon	Name	Release	Released by
	NEXIS 4	Aug 19, 2024, 3:50 ...	Müller, Viktoria (vM...

Total: 1 / Selected: 0

SHOW PDF REPORT



# Dedicated Dashboards for Stakeholders

Give users exactly that services they need – Example Business Role Owner

NEXIS

HOME

MY REQUESTS

ROLE MANAGEMENT

- Request new role
- My roles
- My Requests
- Role catalog
- Role KPIs

ANALYTICS

WORKFLOW CENTER

USER INTERFACE DESIGN

AUTHORIZATION CONCEPTS

- AC Catalog
- My Concepts
- Service Catalog
- Workbook templates

MORE FUNCTIONS

My roles

This is the management center for your roles.

Roles owned by myself

Display name	Status	Owner	Role Type
Business - OCG Test	Newly requested	bbruckner	Project role
Department - Consulting	Active	Central IAM Team   User group	Department role
Department - Partner Companies	Active	Central IAM Team   User group	Department role
Department - Technology	Active	Central IAM Team   User group	Department role

Total: 4 / Selected: 0

EDIT ROLE

REPORTING / AUDITING

DE- / REACTIVATE

BULK UPLOAD

Owned Business Roles

Display name
Business - OCG Test
Department - Consulting
Department - Partner Companies
Department - Technology

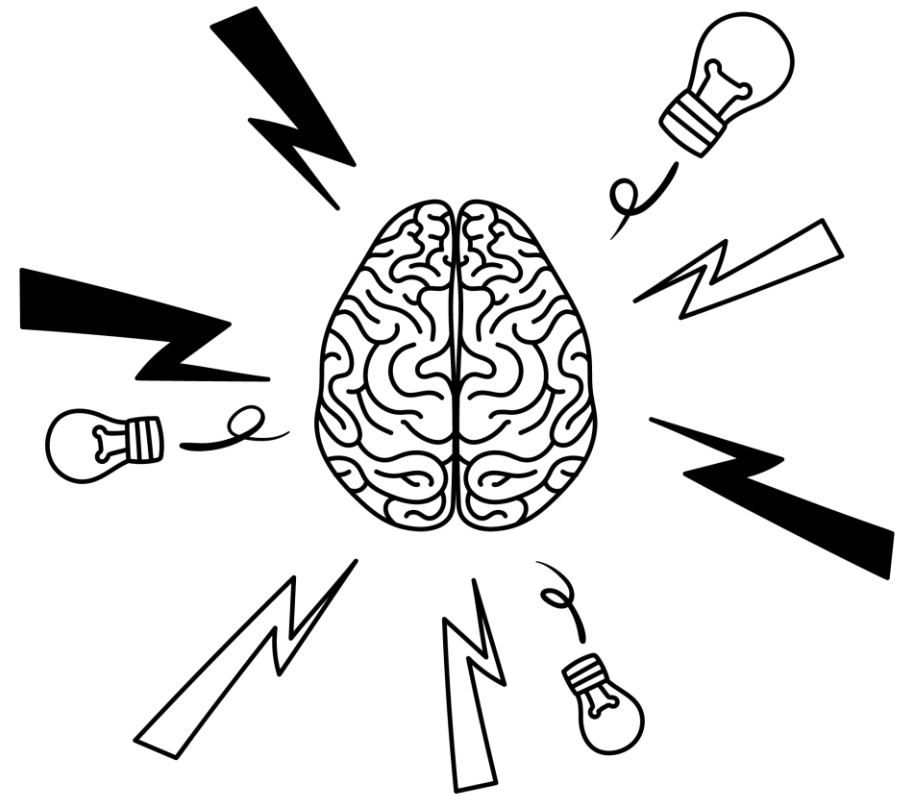
Total: 4

NEW ROLE

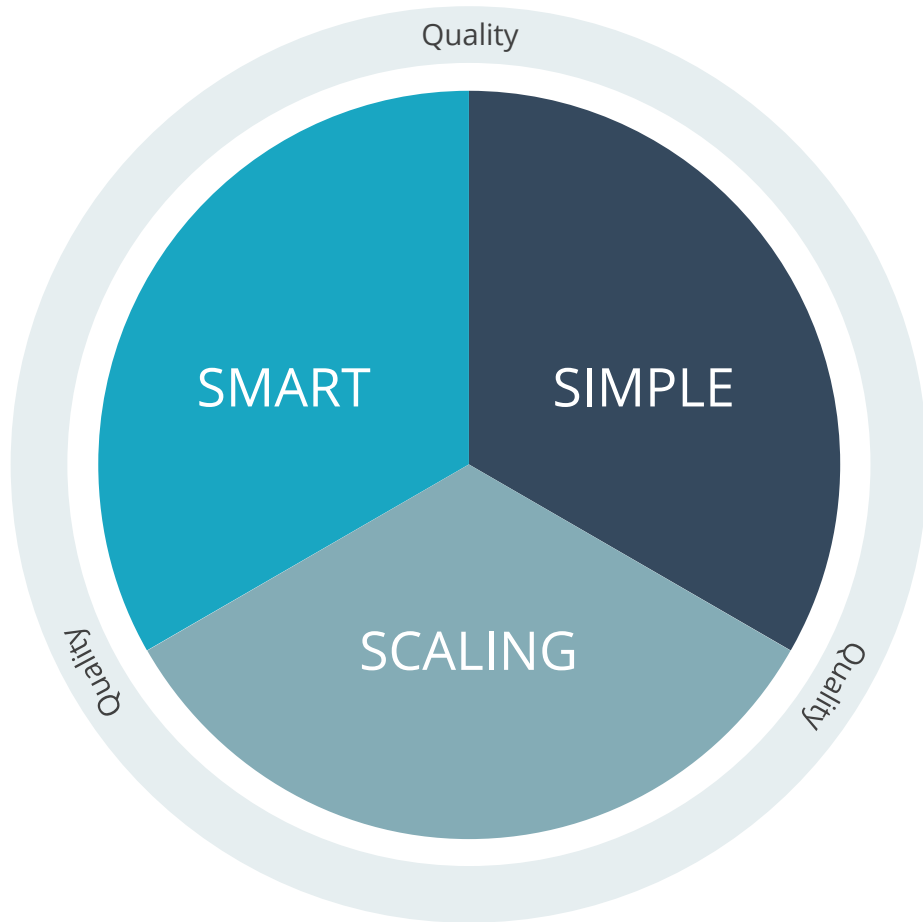
NEXIS

28

# Roadmap NEXIS 4.2



# AI, Simplicity and Scalability are key value drivers 2024 - 2026



## AI as driver for improved business value and analytics

- 2024: Role model discovery, optimization, and recertification
- 2025: User guidance & access quality

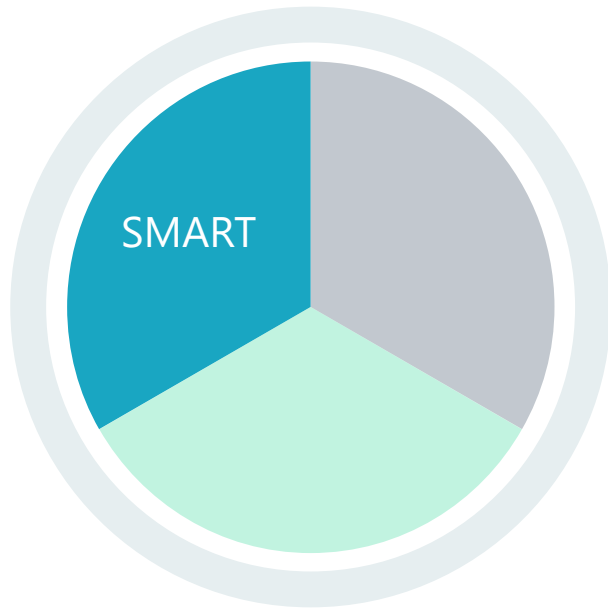
## Simplified operations and accelerated time to market

- 2024: Templating, workflow engine 2.0
- 2025: IAG out-of-the-box

## Leverage NEXIS 4 in any environment

- 2024 / 2025: Nexis SaaS Platform

# AI as driver for improved business value and analytics



## End User Guidance

End user service integration  
Nudging of users



Everyone

## Role Model Management

Discovery of Enterprise Role Models  
Optimization of existing Models



Owners

## Analytics

Visualization within Identity Grid  
Browsable optimization recommendations

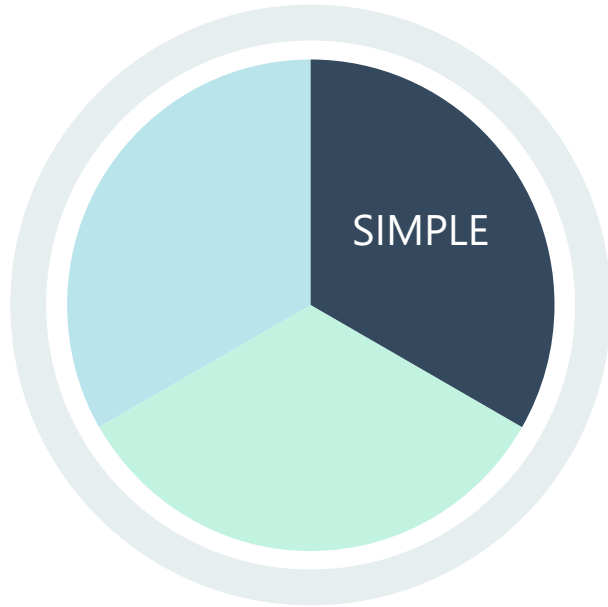


IAG Team

Whats next...

Simulation, Time-based Insights, Adaptive UI, ...

# Simplified operations and accelerated time to market



## Templating

Decentralized Role Management – Ready to use  
Building Blocks – Reuse instead of create

## Workflow Engine 2.0

Request Flows for stakeholders  
Visual Scripting

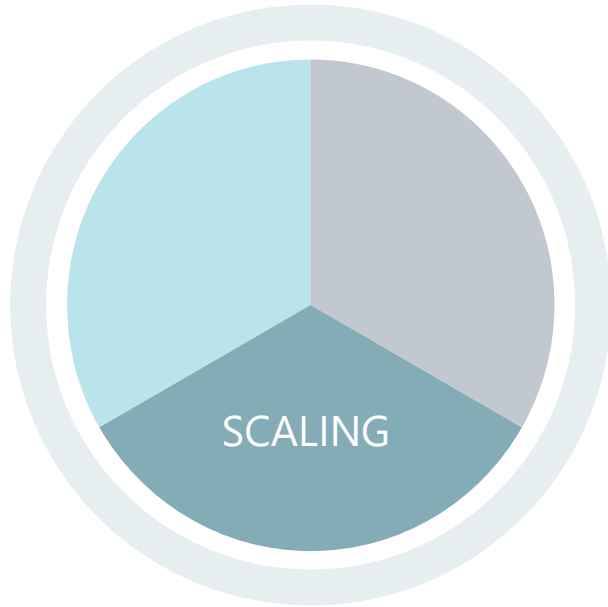
## Access Rule Management

Access rule analytics  
Batch management of access rules

Whats next...

Enterprise Authorization Management out-of-the-box, ...

# NEXIS 4 anywhere and anytime



## SaaS

Fully managed NEXIS 4 Service  
Location and operation in Germany / EU

## Connectivity

Accessible from everywhere  
Integrated “Cloud 2 Ground” connectivity

## Flexible operation models

Dedicated tenants  
Shared tenants (Q3 2025)

Whats next...

SaaS Management Platform, Seamless Integration, ...



# NEXIS 4 – Licensing & Modules

License is based on # of imported **identities** & used **modules**

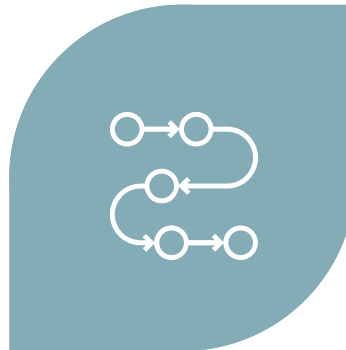
## ANALYTICS

Visual analytics & modeling,  
SoD & compliance policies,  
reporting.



## GOVERNANCE

175+ configurable lifecycle &  
recertification workflows



## BUSINESS

UI designer for dashboards,  
forms, end-user services.



## AUTHORIZATION CONCEPT

Audit-proof creation &  
maintenance of  
authorization concepts.





## Contact us

### Address

Nexis GmbH  
Rudolf-Vogt-Str. 6  
93053 Regensburg

### Number

+49 941 850 979 00

### E-Mail

[contact@nexis-secure.com](mailto:contact@nexis-secure.com)

### Website

[www.nexis-secure.com](http://www.nexis-secure.com)